





GARDEN & IRRIGATION PUMP SELECTION GUIDE FOR POP UP SPRINKLERS

SUBMERSIBLE PRESSURE PUMP		NUMBER OF SPRINKLERS OPERATING AT ONE TIME (15L/min @ 300kPa)	SURFACE MOUNT PUMPS	
BELOW GROUND 	ABOVE GROUND 		BELOW GROUND 	ABOVE GROUND 
		17		VSRE57-350
		16		
		15		
		14		
		13		VSRE46-350
		12		
		11		
RSME80.PC	RSME80.PC	10	PRM180E EJP300E	RHMS80-75 VSRE80-175
		9		
		8	EJP200E PRM160E	RHMS50-175
RSME68.PC	RSME68.PC	7		RHMS92-120
		6	PRM140E	RHMS67-120
		5		
RSP57E	RPS57E	4	PRJ100E PRM100E PRM135E	RHMS52-110
		3		RHMS38-110
RSME34.PC	RSME34.PC	2	PRJ80E	RHMS40-60
		1		